



MORE TONE MATCHING EXERCISES

$\text{♩} = 104$

TONE MATCHING UP AND DOWN

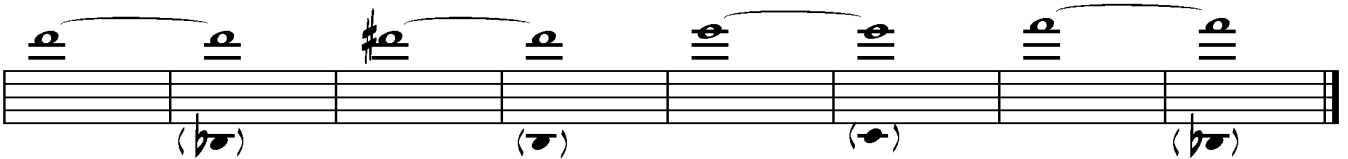


Play all exercises with sixteenth note vibrato.
 Maintain tied pitch while smoothly moving to fingering in parentheses



Raise middle finger of left hand to vent,
 if necessary for Bb and B overtones

Raise first finger of left hand to vent, if needed.




Open D and D# Keys respectively



Try using forked E and F

TONE MATCHING EXERCISES

♩ = 72




Play all exercises with sixteenth note vibrato.
Maintain tied pitch while smoothly moving to fingering in parentheses



Raise middle finger of left hand to vent, if necessary for Bb and B overtones

Raise first finger of left hand to vent, if needed.



Open D and D# Keys respectively

Try using forked E and F

Apply the articulations below to each exercise

3 3 3 3



1

2

3

4

DESCENDING TONE MATCHING EXERCISES

